

**SARASWATI VIDYA MANDIR
SENIOR SECONDARY SCHOOL
SECTOR-Q, ALIGANJ
LUCKNOW-226024**

Holiday Homework



**Class
2nd**

INSTRUCTIONS

1. Summer Vacation will be Start from 17 May 2023 to 25 June 2023. The School will reopen from 26 June 2023 at 08:00 A.M to 12:30 P.M
2. Holiday homework for all the classes and for all the subject will be uploaded on the website svmlkoaliganj.org Student can download it from the website
3. Students will do holiday homework on separate homework copy for each subject and same will be submitted after opening of school from 26 June to 30 June.
3. Student should study regularly and parents are requested to help their ward for the completion of homework.
4. Marks will also be given for holiday homework and it will also be added in first monthly examination for the respective subject
5. All those students whose fee is not deposited or pending are requested to deposit it immediately to avoid any inconvenience during summer vacation.
6. Online activity will also be held in the first and second week of June Details of activities will be made available on whatsapp group & school website.
7. For any doubt or information you can consult your class teacher



Principal

Holiday Home work

Class-2

Subject-Hindi

1. प्रतिदिन एक के सुलेख लिखिए।
2. प्रतिदिन 10 शब्दों का श्रुतलेख लिखिए तथा अपने अभिभावक को दिखाकर सुधार कराइए।
- 3- अपनी पाठ्य पुस्तक से कोई दो कविता अभिनय सहित याद करिए।
- 4-"मेरा प्रिय मित्र" व" मेरा विद्यालय" पर 10-10 वाक्य लिखिए।
- 5-किन्ही पांच स्वतंत्रता संग्राम सेनानियों के चित्र पंच शीट पर चिपकाइए।
- 6 -घर पर एक औषधीय पौधा लगाकर प्रतिदिन उसकी देखभाल करिए।
7. अपने परिवार के सदस्यों के नाम शीट पर लिखिए तथा उनके चित्र भी चिपकाइए।

संज्ञा



किसी भी स्थान, व्यक्ति एवं वस्तु के नाम को संज्ञा कहते हैं।

- नीचे दी गई चीजों के तीन-तीन नाम लिखिए।

फल

.....
.....
.....

फूल

.....
.....
.....

सब्जियां

.....
.....
.....

अनाज











.....
.....
.....



Hindi worksheet



चित्र गिनो और उनके अनुसार हिंदी के अंक और अंको के नाम लिखो।

चित्र	हिंदी अंक	अंको के नाम













Hindi Worksheet



चित्र के अनुसार सही शब्द पर निशान लगाओ।



चीकू

अनार

पपीता



आज

आग

आम



इमली

ईख

सेब



आम

अनार

ईख



ऊँट

उल्लू

पेड़



ऊन

ऐनक

अनार



आज आपने चित्र पहचानकर सही शब्द पर निशान लगाना सीखा। (अ से ऊ तक)



2. सही अक्षर चुनकर खाली स्थान भरिए :

(बू , बा , दी , कि , मु , गि , ला , पी , सू)



ता



पक



जा न



टार



सी



दल



रज



तर ज़



त 

लिंग

लिंग बदलो - (जैसे : दादा-दादी।)



लड़का - _____

नाना - _____

चाचा - _____

मामा - _____

आदमी - _____

मुर्गा - _____

घोड़ा - _____



सही जोड़ी मिलाइए।

राजा

देव

भाई

काका

शेर

मोर

बकरा

मोरनी

बकरी

शेरनी

देवी

काकी

रानी

बहन



प्र01: दिए गए चित्र को देखकर निम्नलिखित प्रश्नों के उत्तर दीजिए :-



क) लड़की क्या कर रही है?

अ) खेल रही है ब) पौधों को पानी दे रही है स) साइकिल चला रही है

ख) चित्र में कितनी तितलियाँ हैं?

अ) दो ब) चार स) तीन

ग) गोभी के पीछे कौन छिपा हुआ है?

अ) खरगोश ब) चींटी स) चिड़िया

घ) लड़की ने किस रंग के कपड़े पहने हुए हैं?

अ) नीले ब) पीले स) गुलाबी

ङ) बिल्ली किस ओर देख रही है?

अ) लड़की की ओर ब) फलों की ओर स) आसमान की ओर

प्र02: दिए गए वाक्यों में उचित लिंग शब्दों पर (✓) का निशान लगाइए :-

क) पिताजी / माताजी मुझे बहुत प्यार करती हैं।

ख) शिक्षक / शिक्षिका स्कूल में पढ़ा रही हैं।

ग) शेर / शेरनी हिरन का शिकार करता है।

घ) लड़का / लड़की मैदान में खेल रहा है।

SUBJECT: ENGLISH


1. Write one page writing daily in Holiday home work copy.
2. Practice Reading from lesson 1 to 3 daily.
3. Make 5-5 sentences of daily use in holiday home work copy.
4. Write and paste the picture of your favorite toy (Teddy Bear/Dog) at least 5 sentences in Holiday Home Work copy.
5. Learn any two interesting moral stories.
6. Write and paste the picture of parts body at least five sentences in holiday homework copy.

English Activity---

1. Write and learn any two poems from your book and draw the picture on punch sheet and color it.
2. Collect and write 5 – 5 pictures of common names and Special names on punch sheet.

Fill in each blank with **a** or **an**.

1 a bear	2 _____ octopus	3 _____ zebra
4 _____ apple	5 _____ mango	6 _____ pineapple
7 _____ nose	8 _____ leg	9 _____ ear
10 _____ boy	11 _____ uncle	12 _____ girl



Verb to be Worksheet

Q. Complete the sentences with correct verb to be.

1. He _____ playing.
2. They _____ studying.
3. It _____ a cat.
4. We _____ family.
5. You _____ a good boy.
6. I _____ a student.
7. She _____ a singer.
8. It _____ cold.
9. They _____ laughing.
10. He _____ driving the car.
11. We _____ going to the mall
12. It _____ cool!
13. She _____ reading the book.
14. I _____ a carpenter.
15. They _____ clowns.

I → am
She → is
He → is
It → is
We → are
They → are
You → are

Articles

A

The article 'A' is used before a word which begins with a consonant.

AN

The article 'An' is used before a word which begins with a vowel.

THE

The article 'The' is used before the name of a person, place or thing.

Fill in the blanks with an appropriate article:


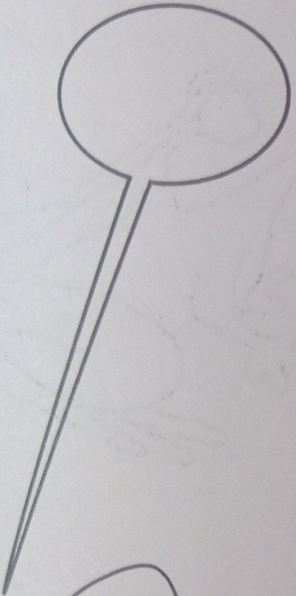

- | | | |
|----------------|---------------------|-------------------|
| 1. _____ book | 2. _____ car | 3. _____ igloo |
| 4. _____ apple | 5. _____ table | 6. _____ dog |
| 7. _____ bible | 8. _____ Yamuna | 9. _____ umbrella |
| 10. _____ owl | 11. _____ cockroach | 12. _____ hat |
| 13. _____ sun | 14. _____ house | 15. _____ ear |

Fill in the blanks with a, an or the :

1. I bought _____ new dress.
2. Ram helped _____ old man in crossing _____ road.
3. _____ Taj Mahal is situated in Agra.
4. I saw _____ dolphin show yesterday.
5. _____ planets revolve round _____ sun.
6. Today _____ farmer will buy _____ ox and _____ cow.
7. Ali is _____ doctor.
8. _____ Ganga is _____ holy river.
9. Dont let your children play in _____ rain.
10. Ravi is _____ honest man.

The Sound of 'i'

Look at the pictures and match them with their names. Also colour the pictures.



bin



kid

nib

bib

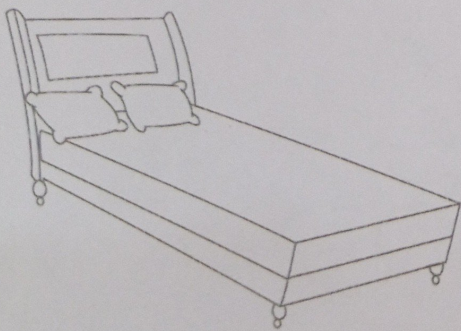
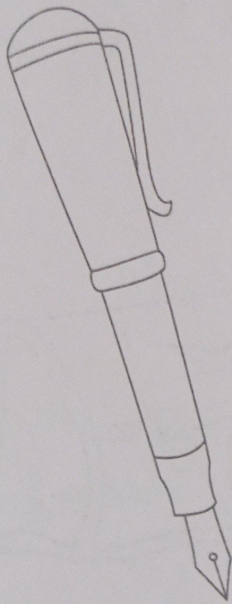

pig

pin



The Sound of 'e'

Look at the pictures and match them with their names.
Also colour the pictures.



jet


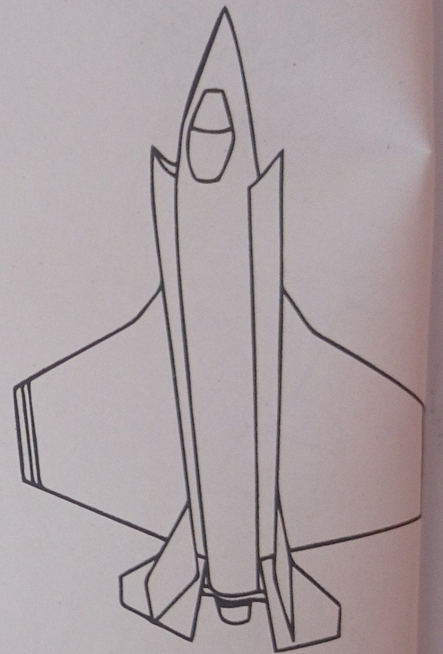
den

bed

web

hen

pen



Use of He/She

Look at the pictures. Fill in the blanks using **He** or **She**.

He is a boy.



She is a girl.



_____ is a doctor.



_____ is a teacher.



_____ is a policeman.



_____ is a cook.



_____ is a model.



_____ is a plumber.




For the Teacher:

He is used for Masculine Gender and *She* is used for Feminine Gender.

Use of This/That

Look at the pictures. Fill in the blanks using **This** or **That**.

This is a man.



That is a hen.



 is a monkey.



 is a ball.



 is a car.



 is an apple.



 is a cat.



For the Teacher:

This is used for objects that are nearby. That is used for objects that are far.

Use of a/an

Look at the pictures. Fill in the blanks using a or an.



This is an apple.



This is a monkey.



This is _____ elephant.



This is _____ hen.



This is _____ umbrella.



This is _____ cat.

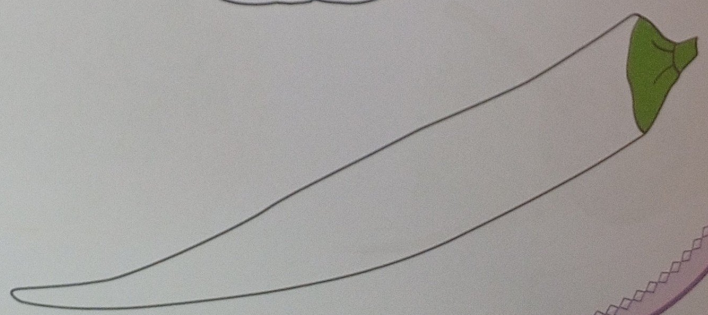




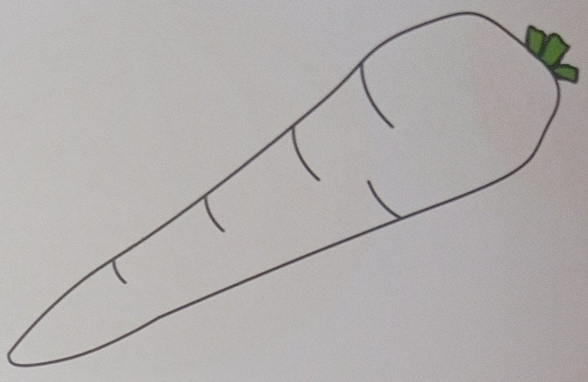
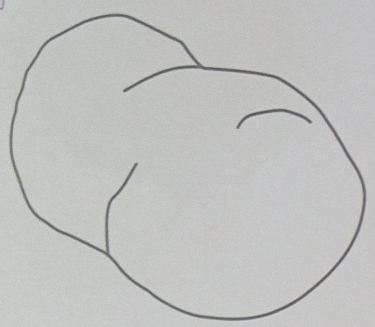


This is _____ egg.



This is _____ rat.

Colour the green vegetables.



Holiday Home Work

Class:- IInd

Subject :- Math

Q.1 Write and learn number name 1 To 100.

Q.2 Write and learn Table 2 To 15.

Q.3 Write Roman numbrs 1 To 50.

Q.4 Write backword counting 100 To 1.

Q.5 Solve the worksheet numbers 7,8,9,10,12,13,18,23,24,25,26,27,28,29,30,31,32 in Mental Maths.

Subtraction

Subtract by counting the objects and fill in the boxes:



5

minus



2


equal
to




3

-

=



minus



equal
to




-

=



minus



equal
to



-


=



minus



equal
to



-

=

Before, In Between, After

1



Just before

2



In between

3



Just after

Which number comes **just before** each of these numbers.

2	3
	7

	4
	2

	5
	6

Which number comes **just after** each of these numbers.

7	8
4	

3	
1	

8	
6	

Which number comes **in between** each of these numbers.

7	8	9
1		3

3		5
4		6

6		8
2		4

Subtraction with Zero

Look at the picture.
See what happens when you have zero things to subtract.

$3 - 0 = 3$

$6 - 0 = \square$

$9 - 0 = \square$

$4 - 0 = \square$

$1 - 0 = \square$

$7 - 0 = \square$



$5 - 0 = \square$


What did you find out? When we do not take away any number from a number it remains the same.



Date.....


Teacher's sign.....



Subtraction


 8
 - 3
= _____


 4
- 1
= _____


 5
 - 2
= _____

 7
- 3
= _____

 8
 - 4
= _____

 9
- 6
= _____

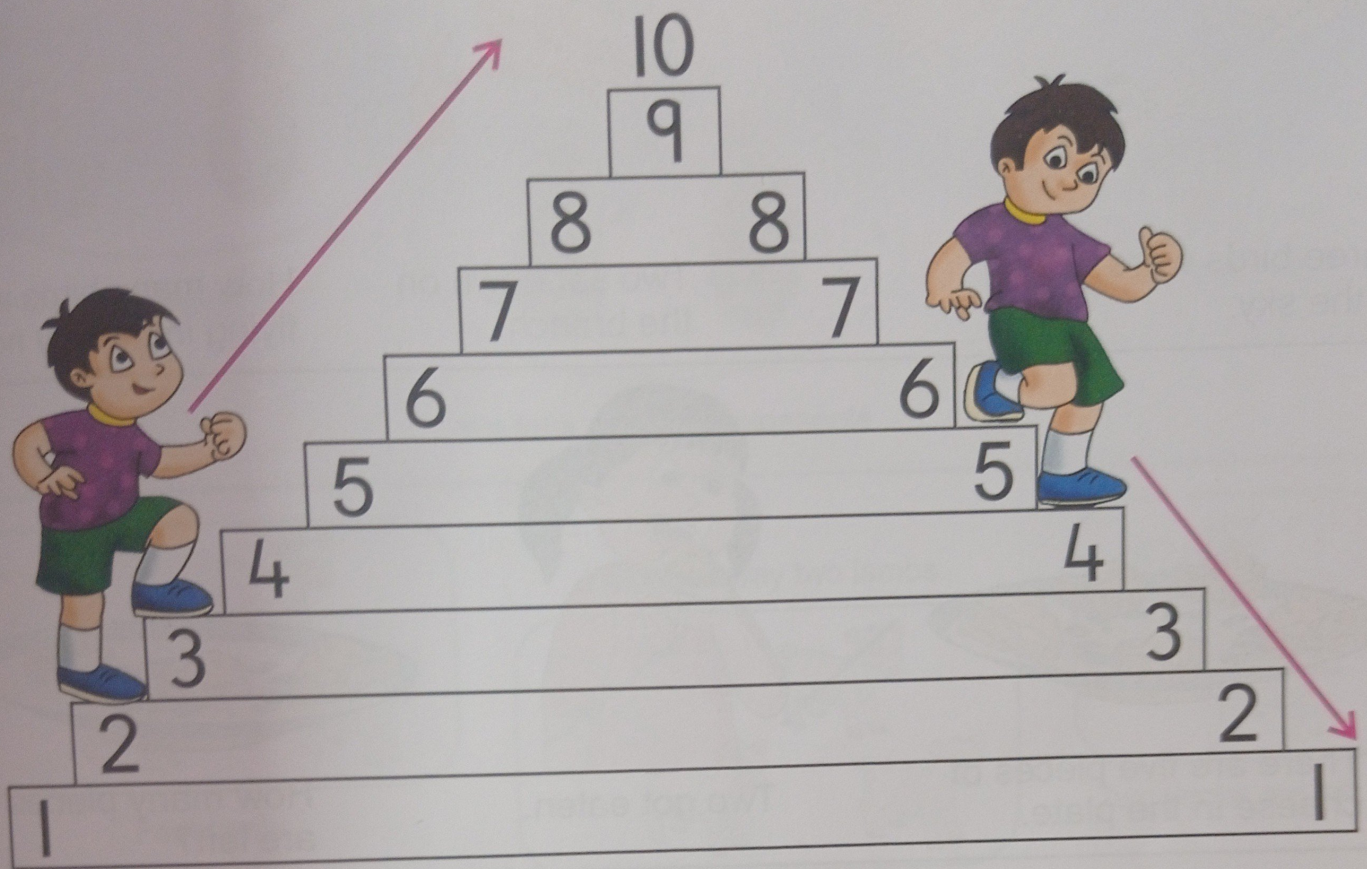
 6
- 5
= _____

 5
- 3
= _____

Date.....

Teacher's sign.....

Ascending and Descending Order



Ascending order
Numerals increase in ascending order

Descending order
Numerals decrease in descending order

Write the numerals 1 to 10 in the ascending order.


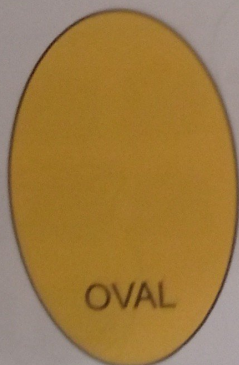
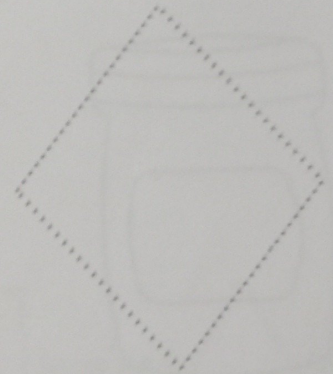


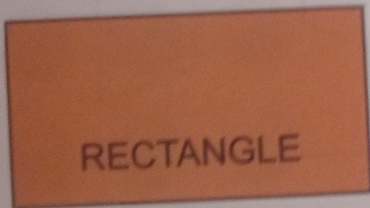

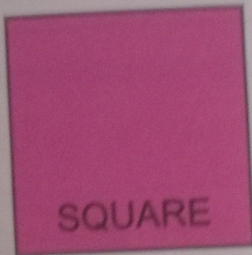



1									
---	--	--	--	--	--	--	--	--	--

Write the numerals 1 to 10 in the descending order.

10									
----	--	--	--	--	--	--	--	--	--

Date.....

Draw on the dotted line and colour the shapes.



Teacher's sign.....

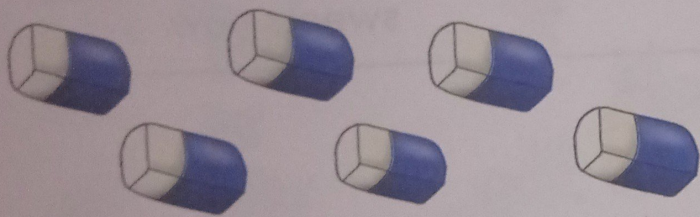
Subjective Problems of Subtraction



Jimi had 3 apples. Sally ate 1 of them.
How many apples are left with Jimi?

$$\boxed{3} - \boxed{1} = \boxed{2}$$

Ans. Jimi has 2 apples now.



Sita has 6 erasers. 2 of them got lost.
How many erasers does she have now?

$$\boxed{} - \boxed{} = \boxed{}$$

Ans. Sita has _____
erasers now.



5 ants were walking in a line. 2 went away.
How many are walking in the line now?

$$\boxed{} - \boxed{} = \boxed{}$$

Ans. There are _____
ants left now.



There were 8 pencils in the pencil box.
I took out 5. Now how many are left in the box?

$$\boxed{} - \boxed{} = \boxed{}$$

Ans. There are _____
pencils now.



Benjo had 7 marbles. He lost 4 of them.
Now how many marbles does he have?

$$\boxed{} - \boxed{} = \boxed{}$$


Ans. Benjo has _____
marbles now.

Date.....

Date

Means of Communication



Look at these pictures and write their names.




2



3



5



6



HELP BOX

- Internet Phone
- Newspaper Television
- M o b i l e Radio
- F a x

I.Q. Test

From where do we get post cards, envelopes and stamps?
 Ans. _____

Did You Know?
 In ancient times, pigeons were used to send letters.

Value based knowledge
 You can get any kind of information on Internet. So, try to acquire basic knowledge of Internet.

Means of Transport


Write the names of the following means of transport.



1 _____

2 _____

3 _____



4 _____

5 _____

6 _____



7 _____

8 _____

9 _____

HELP BOX

- | | | |
|-----------|--------------|------------|
| Bicycle | Autorickshaw | Car |
| Jeep | Aeroplane | Bus |
| Motorbike | Rickshaw | Helicopter |

Value based knowledge

Never try to get in or get off a moving vehicle.

Did You Know?



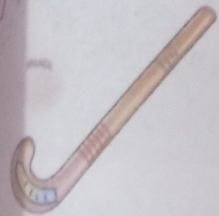

The number of wheels in a train depends on how many carriages it has.

I.Q. Test

How many wheels are there in a tricycle?
Ans. _____

Sports Equipments

Can you match the equipments with the sports?



Football

Cricket

Basketball

Tennis

Boxing

Squash

Table tennis

Hockey

Golf

Baseball


6



7




8



9



10



Value based knowledge

We should play outdoor games daily.

Did You Know?

Football is the most watched sport in the world.

I.Q. Test

What is another name for football?


Ans. _____

Ordering



Mark the things that you drink with 'D' and the ones that you eat with 'E'.



2



3



4



5

6



7


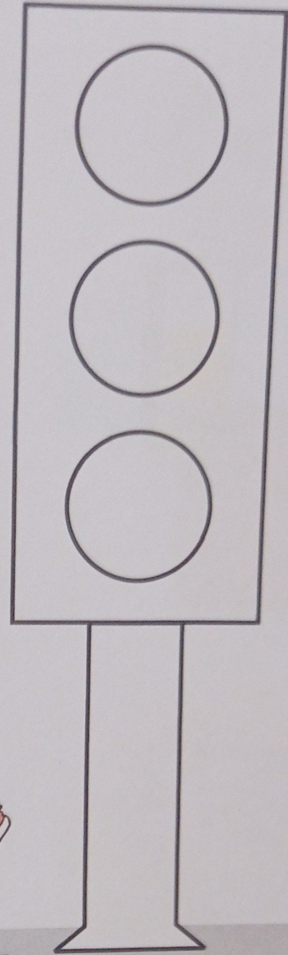


8





Colour the zebra crossing and the traffic signal.



Teacher is :



Holiday Home work

Class-2nd

Subject-GK/MT

1. Draw and colour National flower, National flag on a punch sheet.
2. Paste picture of great leaders, flowers ,vegetables on a punch sheet.
3. गायत्री मंत्र याद करिए।
4. भोजन मंत्र याद करिए।
5. संस्कृत वंदना याद करिए।
6. कोई चार प्रेरणादायक कहानियां याद करिए।